



# Country update - Uganda

Dr. Cordelia Katureebe

National Care and Treatment Coordinator

Ministry of Health, AIDS Control Program

12<sup>th</sup> November 2019



**HIV LEARNING NETWORK**  
The CQUIN Project for Differentiated Service Delivery

# Outline

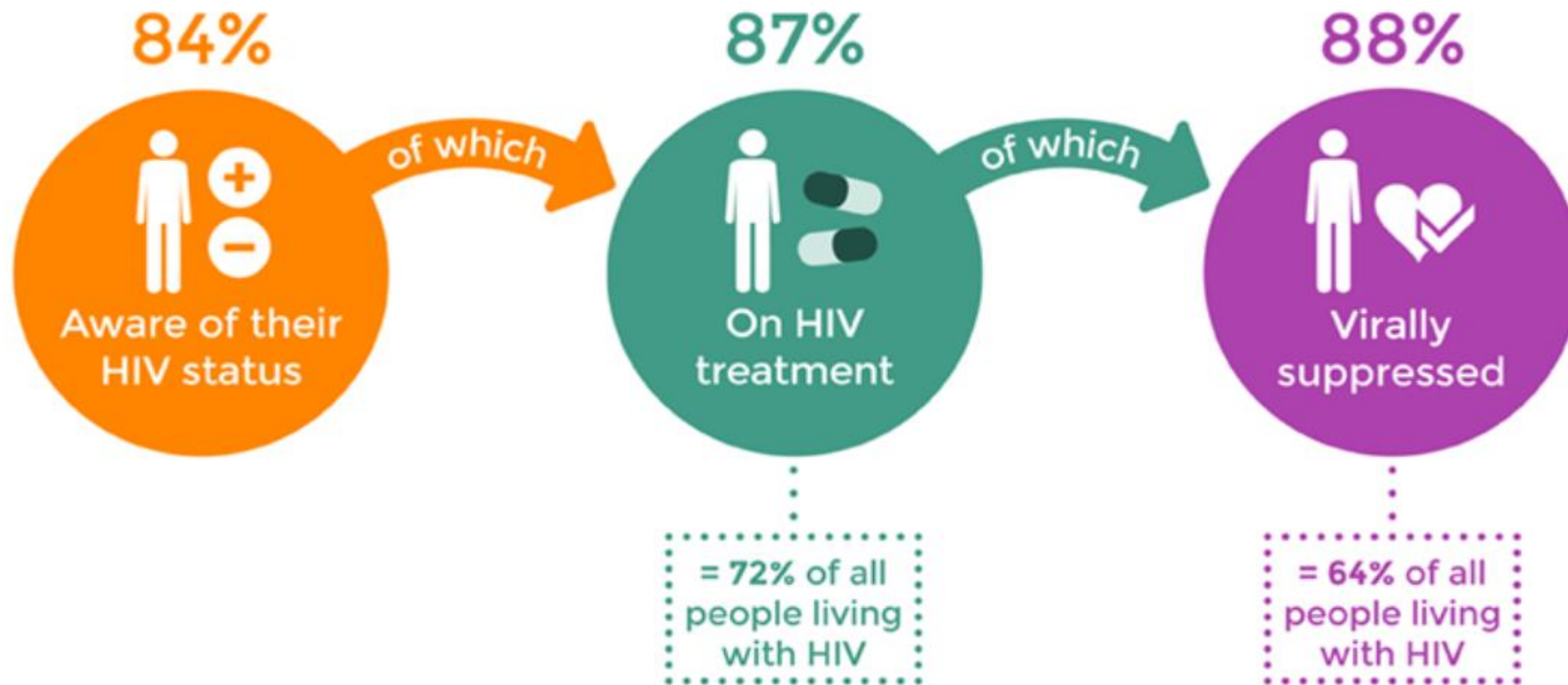
- ART services in Uganda
- National Performance against 95:95:95 targets
- DSD capacity building efforts
- DSD uptake
- DSD dashboard
- Enablers
- Challenges
- Next steps

# ART services in Uganda

- ❑ 1,832 accredited ART sites
- ❑ 3 major PEPFAR AIDS Development partners (ADPs)
- ❑ 15 implementing partners supporting ART services
- ❑ 14 health regions
- ❑ An estimated 1,385,653 PLHIV
- ❑ Approx. 1,198,435 PLHIV on ART by end June 2019

# National Performance against 95:95:95 targets

Est PLHIV = 1,385,653



# DSD capacity building efforts

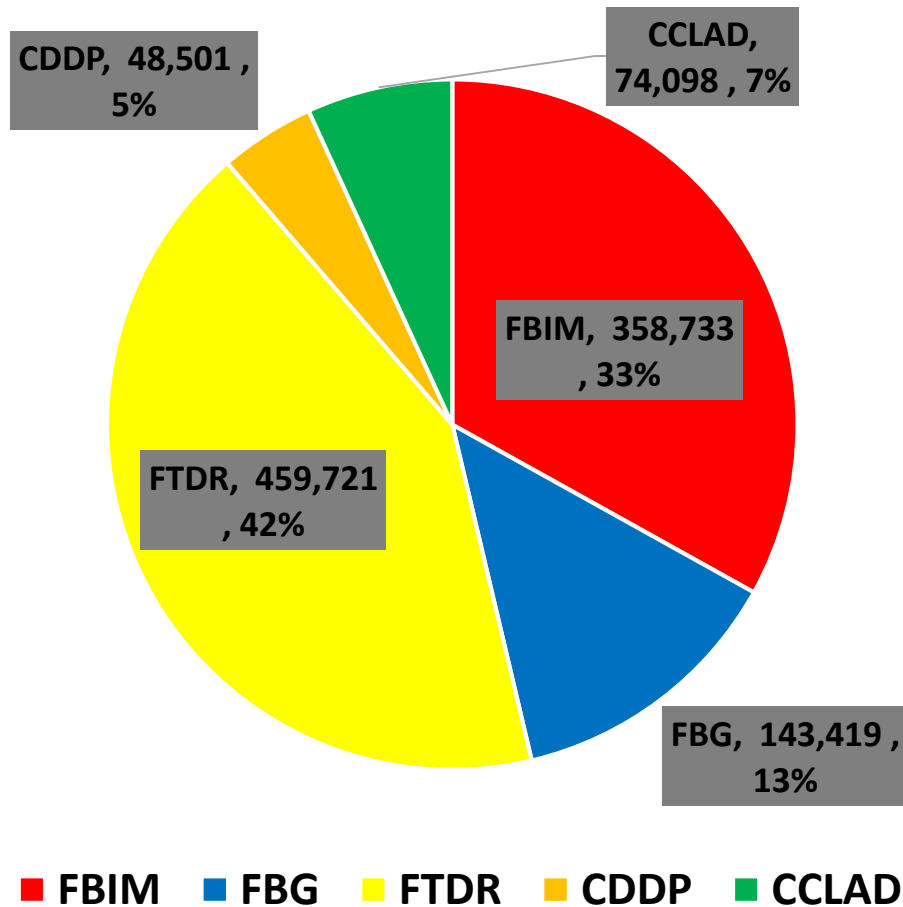
- ❑ 77.6% (1,422/1,832) of all ART sites trained on DSD
- ❑ 51.5% (733/1,422) trained sites received at least one round of DSD mentorships
- ❑ 3 rounds of targeted DSD support supervision conducted
- ❑ A number of DSD group leaders trainings conducted

# DSD uptake

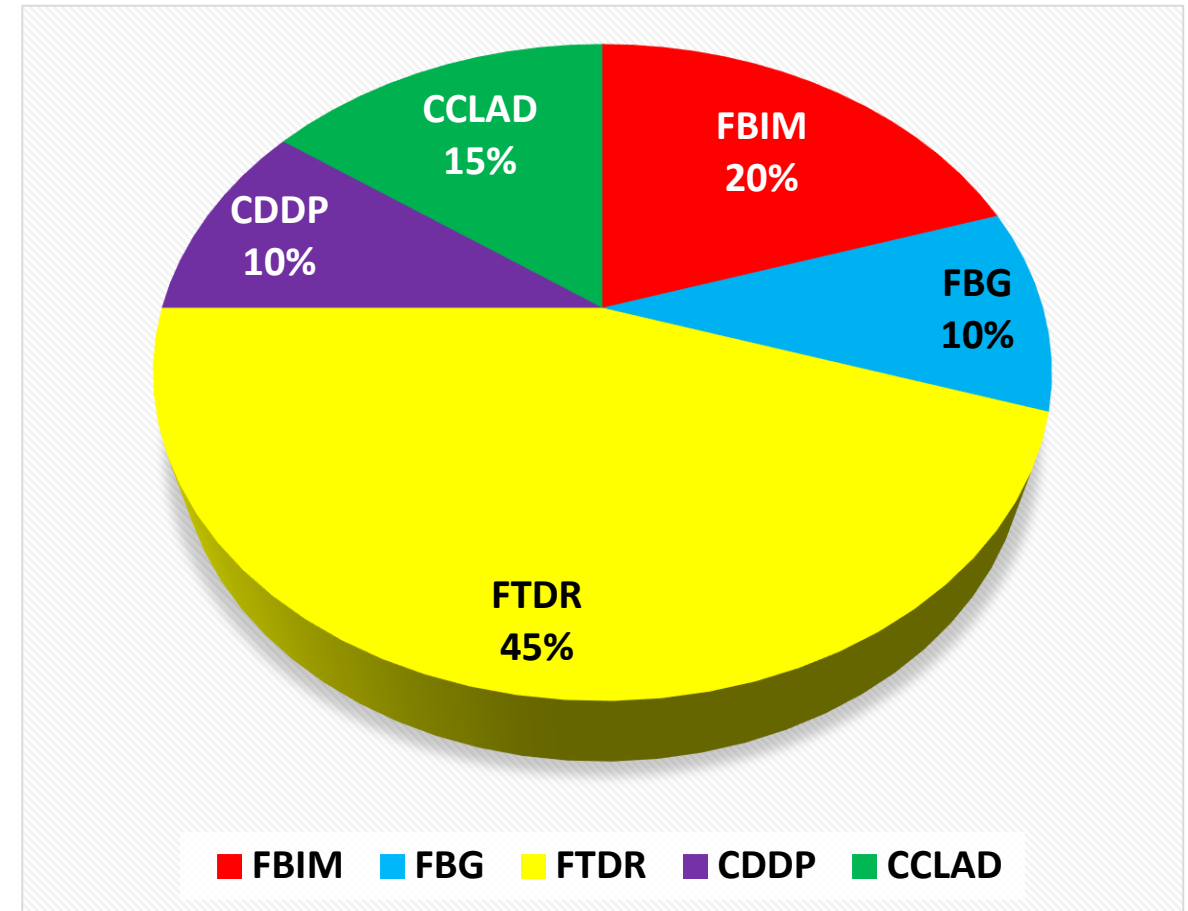
- All regional (15) IPs supporting DSD implementation
- 134/134 districts implementing DSD
- 1,254/1,422 trained ART sites offering DSD (i.e. FBIM (Conventional) and at least one more model.
- End June 2019
  - ✓ 1,198,435 Active clients
  - ✓ 1,084,472 enrolled onto DSD
  - ✓ 90.5% of active clients enrolled onto DSD
  - ✓ Target is 100%

# DSD Uptake – June 19 Vs 2019 Targets

## June 2019

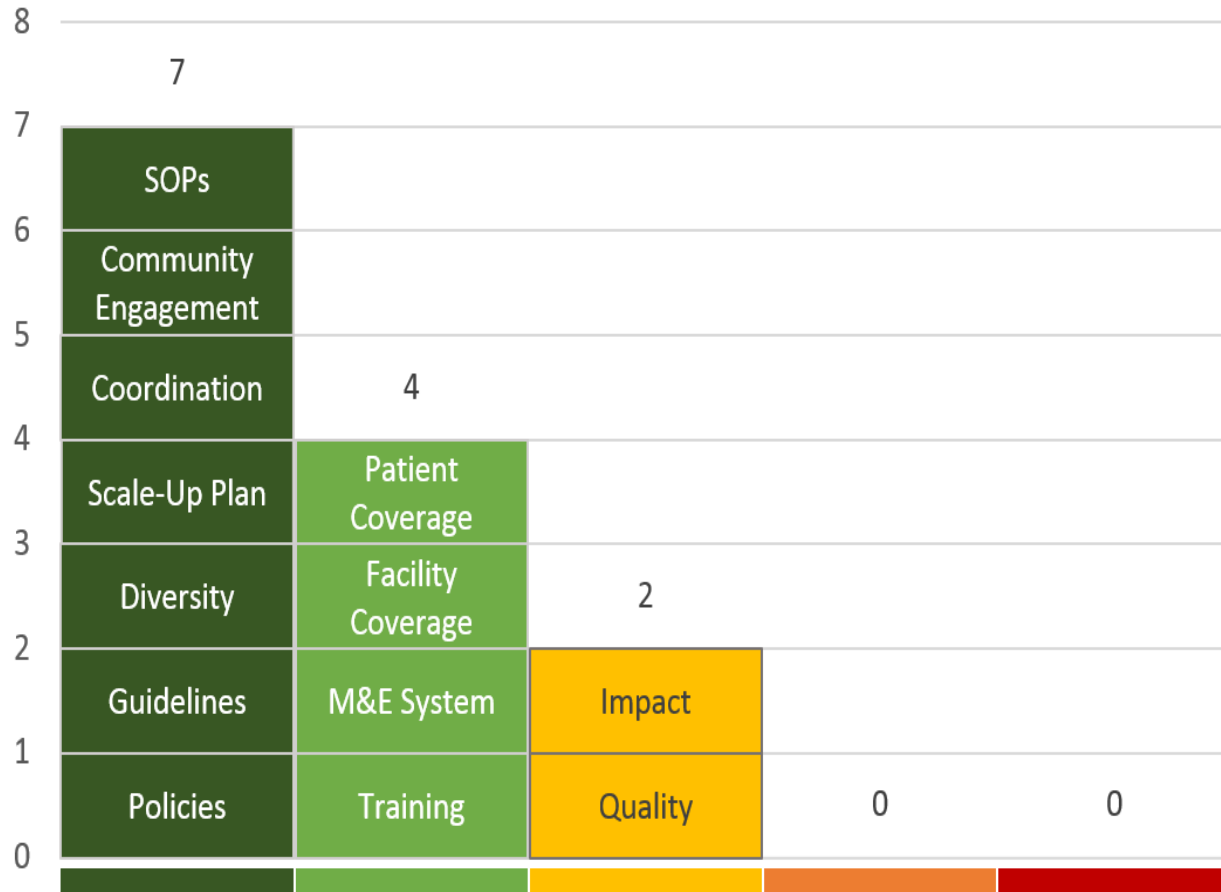


## 2019 targets

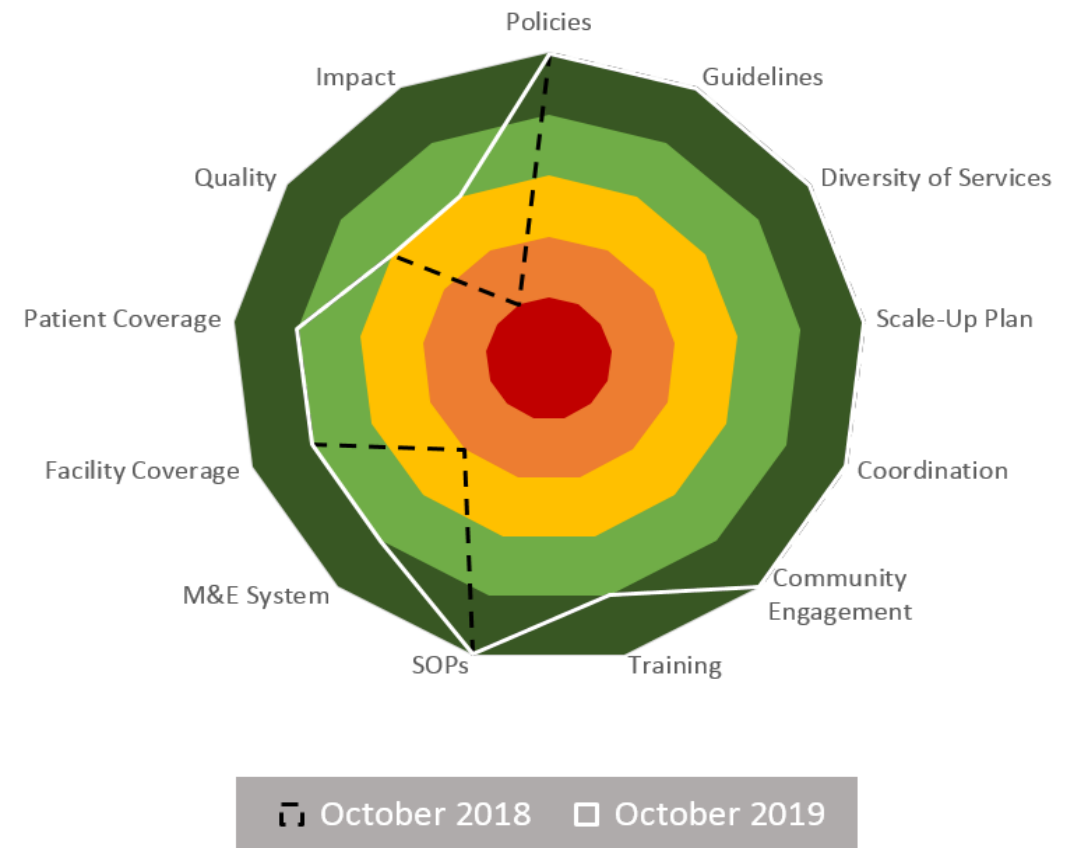


# DSD dashboard

2019



2018 Vs 2019





# Enablers

- Ministry of Health leadership and ownership
  - DSD incorporated in national consolidated HIV prevention, care and treatment guidelines
- National level coordination
  - National DSD Technical Advisor
  - National DSD TWG
- ADPs commitment
- ROC engagement
  - National level coordination
  - Implementation

# Challenges

- Onsite training rates have stagnated at 77.6% (1,422/1,832)
- 11.8% (168/1,422) trained facilities not implementing DSD
- Low uptake of community model – 12% Vs target of 25%
  - CDDP at 5% Vs target of 10%
  - CCLAD at 7% Vs target of 15%
- Delayed rollout of revised HMIS tools
- Low training rates for group leaders

# Next steps

## 1. Building capacity

1. HMIS tools availability and training
2. DSD trainings at 410 sites

## 2. Focus on Quality processes

1. Define standards
  2. support supervision
  3. Regional Performance review engagements
- ❖ Focus on community model

## 3. ROC continued engagement

1. Group leaders perspectives
2. Demand for community models

# Next steps

## 5. Revise DSD guidelines to address emerging issues

- ❖ Opportunity is that HIV guidelines are being revised to adapt WHO recommendations

# Acknowledgments

- MoH - ACP fraternity
- DSD TWG members
- PEPFAR
- Global Fund
- CQUIN
- IPs
- DHTs
- HCWs
- RoC
- Other contributors



# THANKS FOR LISTENING



Questions  
and  
comments  
are  
welcome!!!